



VALEZUS T2100



Production Printing Solutions

A high-speed, full-color, cut-sheet inkjet printer. By connecting printer engines to print the front and back-side respectively, the VALEZUS T2100 achieves a blazing-fast double-sided printing speed of 320ppm. The VALEZUS T2100 offers a compact footprint for a production printer as well as superior ease of use and maintenance.

The Right Technology at the Right Price

RISO production inkjet technology in production environments provides a low-cost path to greater operational productivity, flexibility and efficiency.


Flexible Reliability

RISO printers operate at production speeds, providing reliable capacity for the most demanding print projects as a:

- Stand-alone printer;
- Part of the production print fleet;
- Dedicated reprint
- Short-run specialty system.
- Ideal for "Peak" or "Burst" printing periods

At printing speeds up to 320 IPM's, the VALEZUS T2100 using heatless inkjet technology produces cold, flat and dry output eliminating post-print inserting issues associated with Toner-based technologies like paper curling, static electricity, and overheating minimizing down time.

The compact design of the VALEZUS T2100 makes it one of the smallest production inkjet printers on the market, eliminating the need for expensive and time-consuming building modifications. The VALEZUS T2100 printer can be fully operational in as little as one to two days for immediate profitability.



Adding Color to your transactional documents can boost retention and response rate.

High Volume Production Accessories

Alphastream

QStream Starter

The QStream Starter is a print controller that easily manages PostScript and PDF files at high speeds without reducing the printer's overall performance.



PDF files are natively processed by Adobe® PDF Print Engine, ensuring seamless and transparent file management.

QStream Pro

QStream Pro is a multi-stream controller that aids in the printing of transactional and/or transpromotional documents. The QStream Pro natively supports the flow of IPDS data. Optionally, a print spooler may be added to support PDF, PS, and AFP printing languages.



The IPDS functions managed by the QStream Pro controller are based on the latest IS/3 and MO:DCA GA (Graphic Arts) standards defined by the AFP Consortium. Based on a secure two-way protocol between the printer and the controller, the QStream Pro ensures the integrity and completeness of the streams.



Tecna Roll-fed Sheet Feeder

Increase substrate capacity and economy incrementally with the roll-fed capabilities of the Tecna Roll-fed Sheet Feeder for T2.



320
impressions per minute

▶▶ Two-Sided, Full Color Output

The VALEZUS T2100 utilizes twin cut sheet inkjet printer engines, creating a system where both sides of the duplex document are printed in a single pass. RISO's patented FORCEJET™ Technology and a unique five-color ink matrix delivers an exceptional gray scale print quality, truer reproduction of flesh tones, and denser blacks. The T2 produces crisp, high-quality VDP output at high speed.

⊕ Minimal Space Requirements

The VALEZUS T2100's compact design makes it one of the smallest production inkjet printers on the market, eliminating the need for expensive and time-consuming building modifications.

✈ FORCEJET™ Technology

Stable paper feeding ensures the reliable performance necessary for high-speed printing. Paper-feed speed is intelligently controlled, according to how much ink is emitted from the print head. Multiple sensors help ensure high levels of reliability. Instant-drying ink complements the high-speed, duplex printing capability. This specially developed, oil-based ink is also fade-resistant and water-resistant, and minimizes paper curling.


🌿 Eco-Friendly

VALEZUS T2100 uses a fraction of the energy of any comparable speed cutsheet inkjet press. The heatless imaging process requires no additional cooling process or air conditioning minimizing utility costs.



Shallow Financial Ramp

One of the lowest, acquisition costs of any production inkjet printer of comparable speed




Ease of Entry

RISO's compact design eliminates the need for expensive and time-consuming building modifications



Ideal for Reprints and Short Runs

Easily integrates into existing production workflow to produce reprints and short run



Toner Alternative

Augmenting or replacing aging toner-based, monochrome printers with cutsheet color inkjet

Heatless Imaging

The VALEZUS T2100 prints reliably using heatless inkjet technology that enables the assembly of outputs without waiting. Combining this with a simple straight paper path provides for continuous operation, while reducing paper curls that could slow down production.

In many cases, companies require major building renovations or additions to accommodate a single installation of inkjet technology.

Specifications

TECHNOLOGY

Print Type	Line-type inkjet system FORCEJET™ DOD (Drop On Demand)	
Ink Type	Oil-based pigment ink (Cyan, Magenta, Yellow, Black, Gray)	
Print Speed*1	Duplex: 320 ppm, Simplex: 160 ppm (A4 LEF, Letter LEF)	
Print Resolution	Standard	Black: 600dpi x 600dpi Cyan/Magenta/Yellow/Gray: 300dpi x 300dpi
	Fine	Black: 600dpi x 600dpi Cyan/Magenta/Yellow/Gray: 300dpi x 600dpi

PAPER

Paper Size	Double Tray Feeder	Max: 330.2mm x 465mm (13" x 18.3") Min: 148mm x 210mm (5.9" x 8.3")
	Feed Tray	Max: 297mm x 432mm (11.6" x 17.0") Min: 182mm x 210mm (7.2" x 8.3")
Paper Weight	Double Tray Feeder	46gsm to 210gsm (12-lb bond to 56-lb bond)
	Feed Tray	52gsm to 104gsm (14-lb bond to 28-lb bond)
Paper Tray Capacity	Double Tray Feeder	4,000 sheets x 2 trays ² (Height up to 440mm [17.3"])
	Feed Tray	500 sheets x 3 trays ² (Height up to 56mm [2.2"])
Output Tray Capacity	Double Tray Stacker	4,000 sheets x 2 trays ^{2,3} (Height up to 440mm [17.3"])

INTERFACE: STREAM CONTROLLER

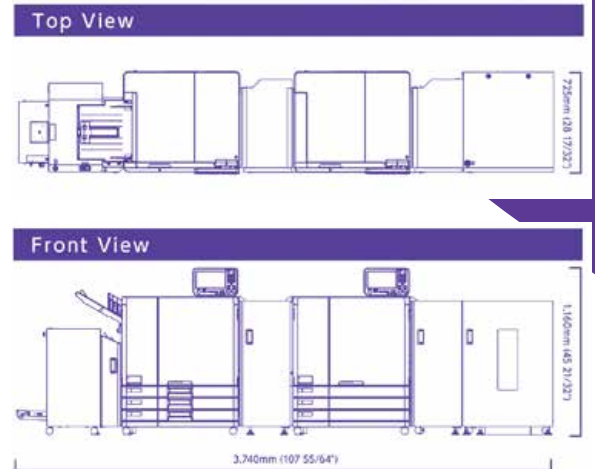
Data formats*	AFP, IPDS, PDF, PS
Support Protocol	TCP/IP
Network Interface	Ethernet: 10BASE-T/100BASE-TX/1000BASE-T
Color Management Resources	ICC Profiles, device links, linearization curves

ENVIRONMENT

Power Source	AC 100V-240V, 12.0A - 6.0A, 50-60Hz
Power Consumption	Max. 3,010W
Operating Environment	Temperature: 15°C to 30°C (59°F to 86°F) Humidity: 40% to 70% RH (non-condensing)
Dimensions (WxDxH)	4,755mm x 750mm x 1,445mm (187.2" x 29.6" x 56.9")
Required Space (WxDxH)	4000 mm 2315 mm x 1160 mm
Weight	Approx. 605 kg (1334 lbs)

VALEZUS T2100

In high-volume printing applications, such as transactional printing at print service providers, in-house printing at financial institutions, insurance companies and government offices, the VALEZUS T2100 opens a world of new possibilities in cut-sheet printing.



*1 When using plain paper and recycled paper (85 gsm [23-lb bond]), and standard density setting.

*2 When using plain paper and recycled paper (85 gsm [23-lb bond]).

*3 When short edge is less than 182mm or long edge is less than 257mm, Max capacity is 1,000 sheets.



GALAXY AUTOMATION SDN. BHD. [324090-U]

Digital Imaging & Print Systems Integrator

宇宙科技有限公司

Global Business & Convention Centre, Level 3, No. 8, Jalan 19/1, Section 19,
46300 Petaling Jaya, Selangor, Malaysia.

Tel: +603-7957 2530 / 2454 Fax: +603-7957 2617 [Sales] / 603-7954 1392 [Technical]

E-mail: sales@galaxyauto.com.my / URL: www.galaxyauto.com.my